




كلية الطب البيطري
جامعة القاهرة

وحدة ضمان الجودة



جامعة القاهرة

Curriculum Vitae

personal Information

Name Mamdouh Anwar Salem El-Shammaa

Title 12 El madarees St. kaliob

Date of birth 24\1\1960

Place of birth Kaliob- kaliobia

Citizenship



Contact Information

Home phone 42158701

Work phone 35720887

Mobile phone 01001214576

E-mail (s) Dr.mamdouh_el_shammaa 2012@yahoo.com


Web site (s)

Current



كلية الطب البيطري
جامعة القاهرة

وحدة ضمان الجودة



جامعة القاهرة

Address

Educational Qualifications

Ph.D. Faculty Of Vet.Med. Cairo University 1992

M.Sc. Faculty Of Vet.Med. Cairo University 1987

B.Sc. Faculty Of Vet.Med. Cairo University 1983

Academic Positions

Thesis Title

Ph. D. : Histological And Histochemical Comparative Studies Of The Skin Of Some Teleost Fishes

M.Sc. : Studies Of The Immune System Of Common Carp Fish(Cyprinus Carpio L.)

Areas of experience


Projects

Awards



كلية الطب البيطري
جامعة القاهرة

وحدة ضمان الجودة



جامعة القاهرة

Professional Qualifications

Conferences

-Attendance of Conferences of the Egyptian Society Of Histology And Cytology nearly from 1985.

Last Conferences are:

- No 21 in faculty of Med. Al Azhar Univ.at 1997, No. 23 in Guest House-Ain Shams Univ.at1999
- Conf.No.24 and 31 in faculty of Med. Cairo Univ. at 2001& 2007
- Conf.No 25 (Silver Jubilee) in faculty of Med. Zagazig Univ. at2002.
- And No 27 and 29 in Ain Shams Univ. at 2003&2005.
- In addition to Some conferences Of Vet. Medical Society .

Training courses

Computer Skills

paste the names from dr Hany

Language Skills


Very Good

Professional Memberships



كلية الطب البيطري
جامعة القاهرة

وحدة ضمان الجودة



جامعة القاهرة

Other activities

Areas of experience خبير فى السياحة الدينية (العمرة و الحج)..سبق لى المشاركة بفاعلية مع الجمعيات الخيرية فى هذا المجال

List of publications

M.A.El-Shammaa:

Developmental Studies of the Thyroid Gland of Rabbit Egypt.

J.Anat.,vol.19(1),January 1996.

M.A.El-Shammaa :

Histological and Histochemical Studies on the Crop of Pigeon()

H.S.El-Sabbah,S Z.mousa and M.A.El-Shammaa Assessments of Aluminum


Toxicity in Rat ,Therapeutic Efficacy of Some Chelator Beni Suef vet.

Med.Res.Vol.VII No.1 January,1997



كلية الطب البيطري
جامعة القاهرة

وحدة ضمان الجودة



جامعة القاهرة

M.S.Hassan,M.M.Bashandy and M.A.El-Shammaa:

Some Toxicological Studies On Rifit Herbicide In Cat Fish(Clarias Lazera) Beni Suf Vet.Med.Res. vol. VII No. 2,July 1997

H.S.El-Sabbagh and M.A.El-Shammaa:

Toxic Effectof Cobalt in Frtility of male Rat with special reference to the Histological changes of the testis.Beni SuifVet.Med.Res. 1996.I


Mamdouh A. El-Shammaa and Galal A. Abdo:

Histology Of Postpartum Dromedary She Camel Uterus As Determined By Endometrial Biopsies. *Benha Vet. Med J. Vol.(11) No.(1) Jun.(2000) Pages (32—52)*



كلية الطب البيطري
جامعة القاهرة

وحدة ضمان الجودة



جامعة القاهرة

Mamdouh Anwar El-Shammaa

The Ultrastructure Of Pulmonary Alveoli Of The One-Humped Camel (*Camelus dromedarius*). *Kafrelsheikh Vet. Med. J. Vol. (5) No. (2), October (2007) Pages (176-199).*

Mamdouh Anwar El-Shammaa, S. M.El-Shafey, G.A.El-Bargeesy and M.I. Abd-Rabo

-Sea bream liver: Histological and Ultrastructure studies (I) Hepatocytes. *Kafrelsheikh Vet. Med. J. Vol. (6) No. (1) April (2008) Pages (1-30).*

Mamdouh Anwar El-Shammaa, S. M. El-Shafey , G. H. El-Bargeesy and M. I. Ab


Sea bream liver: Histological and Ultrastructure studies

(II) Biliary System and Hepatopancreas. Kafrelsheikh Vet. Med. J. Vol.(6) No. (1) April (2008) Pages (32-59)



كلية الطب البيطري
جامعة القاهرة

وحدة ضمان الجودة



جامعة القاهرة

-Mamdouh A. EL-Shammaa, Hany A. El-Habback, Gehad, A. El-Bargeesy and Shymaa H. Hussein.

Histological Studies On Some Immune Organs Of Oreochromis Niloticus (Tilapia Nilotica). *Kafrelsheikh Vet. Med. J. Vol.(6) No. (1) April (2008) Pages (60-93).*


El-Sakhawy,M.A.;El-Shammaa M.A. ;Abd Rabou,M.I.;El-Saba,A.A and Hussein,S.H.

Seasonal Histology and Histochemistry of the Adenohypophysis of Nile Tilapia(Oreochromis niloticus) J.Vet.Anat. Vol.4 N0.2 (2011).



كلية الطب البيطري
جامعة القاهرة

وحدة ضمان الجودة



جامعة القاهرة

El-Sakhawy, M.A.; El-Saba, A.A.; Abd Rabou, M.I.; El-Shammaa and Hussein, S.H.

Seasonal Histology of the Testis of Nile Tilapia (*Oreochromis niloticus*)

J.Vet.Anat.Vol.4 No.2(2011)

-Mamdouh A. El-Shammaa, M.I. Abd-Rabou, S.M. El-Shafey and G.A.El-Bargeesy.

: Histological and histochemical studies on the head kidney of gilt head seabream (*sparus aurata*). 27th scientific conference of Egyptian Society Histol. and Cytol.(2003).


Mamdouh A. El-Shammaa, M.I. Abd-Rabou, G.A.El-Bargeesy and S.M. El-Shafey

Histological and histochemical studies on the true kidney of gilt head seabream (*sparus aurata*). 27th scientific conference of Egyptian Society Histol. Cytol.(2003).



كلية الطب البيطري
جامعة القاهرة

وحدة ضمان الجودة



جامعة القاهرة

4- M.A. E1-Shammaa; G.A. El-Bargeesy; Y. Wali and S.M. El—

Gharbawy (1995): Anatomical and Histological studies on the alimentary canal of *Clarias lazera* fish (Karmout). *Egypt. J. Anat., Vol. 18 (1), 101-122, January. 6r)*

2- El-Gharbawy, S.M.; Nada, M.S.; El-Bargessy, G.A.; El-Shammaa,

M.A. and Soliman, S.M. (1993): *Developmental studies on the oesophagus of the one—humped camel (Camelus Dromedarius). Vet. Med.,J.Giza, Vol. 41, NO. 2: 71-80.*

6- El-Bargeesy, G.A.; El-Shammaa, M.A. and E1-Gharbawy,


S.M. (1995): Histological and some histochemical studies on the uropygial gland of young and mature pigeons. Accepted in 30/4/1995 *Vet. Med. J. Giza, Vol. 43, NO. 4: 429-448.*

Yahya Ahmed, M.El-Sakhawy, M.El-Shammaa, Abdel-Aleem Sabaa, Shaymaa Hussein and M.ELkafafy: Histological and Histochemical studies of the efferent ductules of one humped camel (Camelus dromedarius). (accepted: 5/2/2013). The American Science. 3 Papers Should be Past from dr Gehad ركة



كلية الطب البيطري
جامعة القاهرة

وحدة ضمان الجودة



جامعة القاهرة

أبحاث


Publications statistic

Journal's Publication		Conference's Publication		Authors			Total
Local	International	Local	International	Single	Shared		
					Internal	External	



كلية الطب البيطري
جامعة القاهرة

وحدة ضمان الجودة



جامعة القاهرة

Mohamed El sakhawy, Omnia mohey-elsaeed, Shaymaa Hussein and Mamdouh el-shammaa. Histological , histochemical and immunohistochemical evaluation of long term administration of aspartame on the liver of male albino rats... The International Toxicology Conference May 2015 .

El- sakhawy, M.A.; El-Shammaa, M.A.; Abd Rabou, M.; and Mekkawy, A.M. Some histological studies on the exocrine pancreas of Buffalo (Bubalus Bubalus). International Journal of Biology , Pharmacy and allied sciences(IJBPAS) ... IJBPAS, June, 2016, 5(6): 1176-1184.....ISSN: 2277-4998 .